

2018

2018

2017

2017 2018

2017 – 2018 . .

		2017	2018		
				-/+	%
1		1905	1921	+16	+0,84
2		1088	900	-188	-17,28
3		47	15	-32	-68,1
4		277	436	+159	+57,4
5		493	570	+77	+15,6

493

2018

570

2017

77.

277,

2018

436,

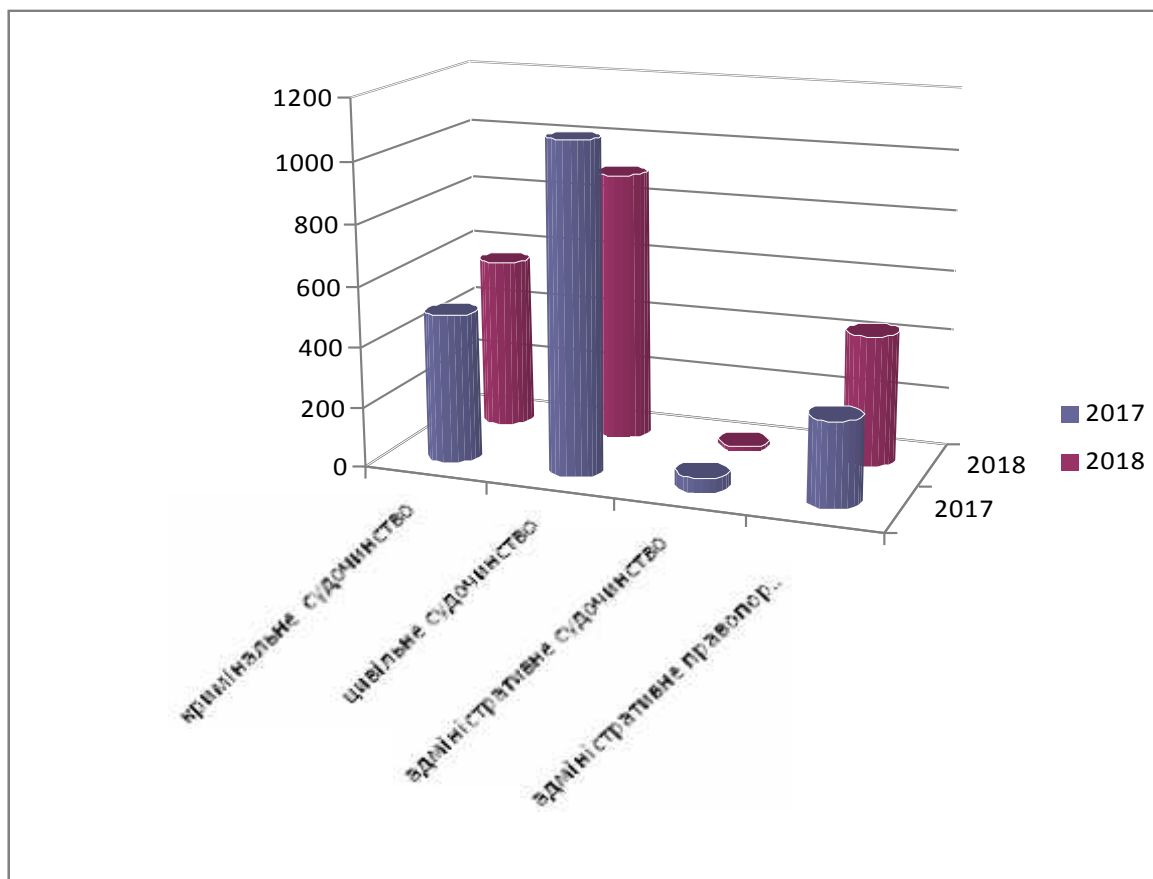
159.

2018

188

;

2017-2018 .



2017 2018 , 2018

2017 0,84%.

2017 – 2018 . .

2017 2018
 , , , , , %
 , 2017 – 2018

” 2012	’ 493	570	+77	+15,6
	97	60	-37	-38,14

	318	450	+132	+41,5
,	33	27	-6	-18,2
	42	30	-12	-28,6
	0	0	0	0
	3	3	0	0
, , , ,	1162	791	-371	-32,0
	1061	654	-407	-38,36
	27	39	+12	+44,4
	1	36	+35	+3500
	5	1	-4	-80
	0	0	0	0
	1	1	0	0
,	56	50	-6	-10,7
	3	7	+4	+133,3
,	0	1	+1	0
	8	2	-6	-75
,	35	12	-23	-65,7
	277	436	+159	+57,4
, « »	5	5	0	0

2017 2018

2017 2018

2018

, 1

2017
2018

2018

- 58,2,
2017 - 57,61.

2017

- 174,56,
2018 - 163,17.

2018

3.

3

2012

51,8

81,8

1,36

39,6

174,56

2017

4.

,
 ,
2012
 44,8 98,9 4,27 15,2 163,17

2018 5.
 5

,
 ,
2012
 17,27 27,27 0,45 13,21 58,2

2017 6.
 6

,
 ,
2012
 14,9 32,9 1,42 8,39 57,61

, 2018

2017 .

,

,

,

,

,

7.

	2018		2017		2016		2015		2014	
	2018	2012	2018	2012	2018	2012	2018	2012	2018	2012
8.	1809	570	654	36	39	62	12	436	8	-
	2018	2012	2018	2012	2018	2012	2018	2012	2018	2012
	564	652	36	38	57	19	414			

		2017	2018		
2017 – 2018					%
2012	'	97	60	-37	-38,14
		52	25	-27	-51,92
	'	2	3	+1	50
		15	13	-2	-13,3
		1	0	-1	-100
		10	4	-6	-60
		4	3	-1	-25
		2	1	-1	-50
	'				
	'	3	3	0	0
	'	3	3	0	0
	'	1	0	-1	-100
	'				
	'	2	1	-1	-50
		3	0	-3	-100
	'	0	4	+4	0
		1060	747	-313	-29,52

	117	79	-38	-32,47
	94	46	-48	-51,06
	27	8	-19	-70,37
	637	355	-282	-44,27
	13	25	+12	+92,3
	4	34	+30	+750
	161	191	+30	+18,63
	3	5	+2	+66,6
’ «	1	1	0	0
»	1	1	0	0
) - (2	2	0	0
	31	43	+12	+38,7
	1	2	+1	+100
’	22	31	+9	+40,9
	2	5	+3	+150
	1	1	0	0
’	5	4	-1	-20
	1	36	+35	3500
	2	2	0	0
’	34	14	-20	-58,82
’	22	1	-21	-95,45
’	7	11	+4	+57,14
	2	1	-1	-50

	0	1	+1	+50
	3	0	-3	-100
	254	414	+160	+62,99
	0	5	+5	0
,	1	1	0	0
	6	6	0	0
,	2	1	-1	-50
,	0	2	+2	0
	2	2	0	0
	0	1	+1	0
,				
,	13	14	+1	+7,7
,				
,	76	66	-10	-13,15
,				
,	5	4	-1	-20
,				
,	1	1	0	0
	1	2	+1	+100
	3	8	+5	+166,6

		1	1	0	0
		2	1	-1	-50
		0	20	+20	0
	(,)	3	28	+25	+833,3
		0	3	+3	0
		4	4	0	0
		1	0	-1	0
		21	17	-4	-19,04
		66	134	+68	+103,03
		1	1	0	0
		16	10	-6	-37,5
		0	1	+1	0
		0	32	+32	0
		0	0	0	0
		1	15	+14	+1400
		6	21	+15	+250
		3	1	-2	-66,6
		9	7	-2	-22,22
		1	1	0	0
		0	2	+2	0

, 0 1 +1 0
,
() , 0 1 +1 0
()

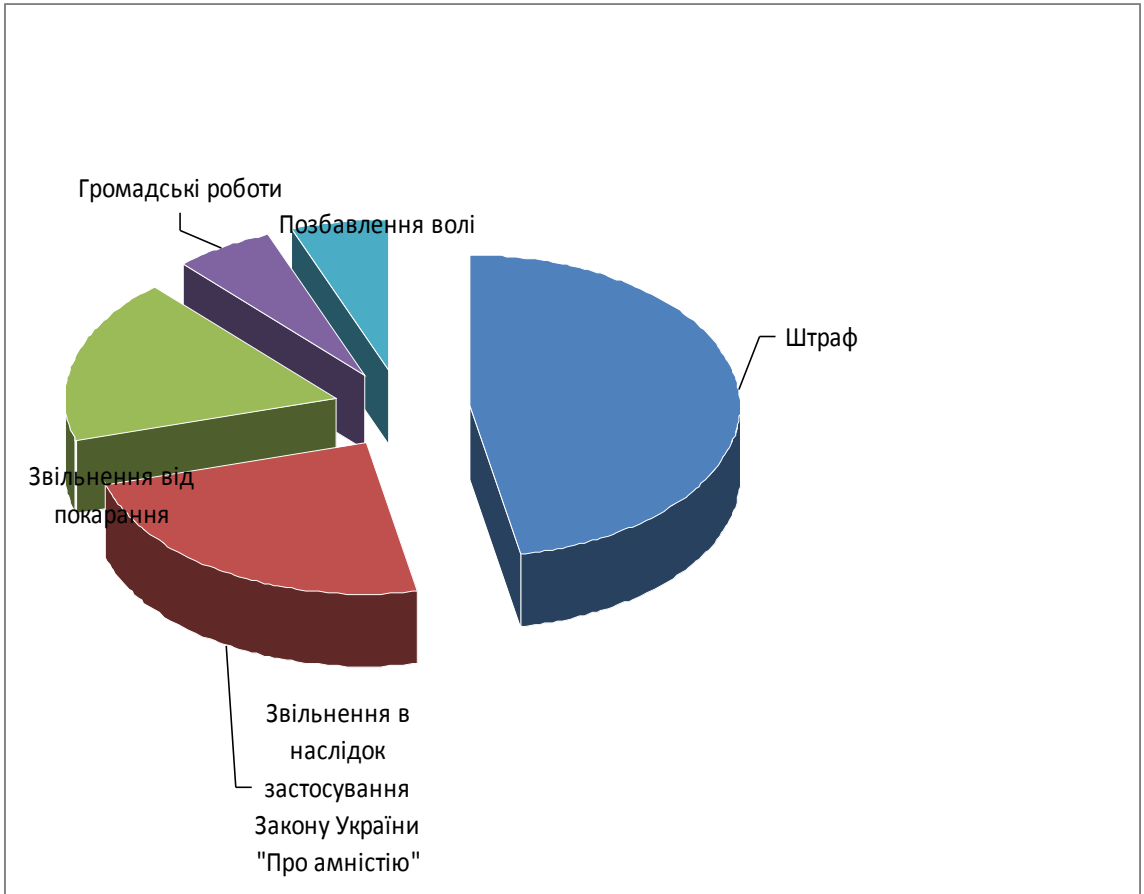
.

2018 60
, 480 30
2017 97
351 42

2018 18
2017 .
2018 18
, 7 2017 . 33

2018 6
, 53
,
- .
2018
:
• 8 ;
• 1 ;
• 1 ;
• 3 . . 3 ;
• 4 « ».

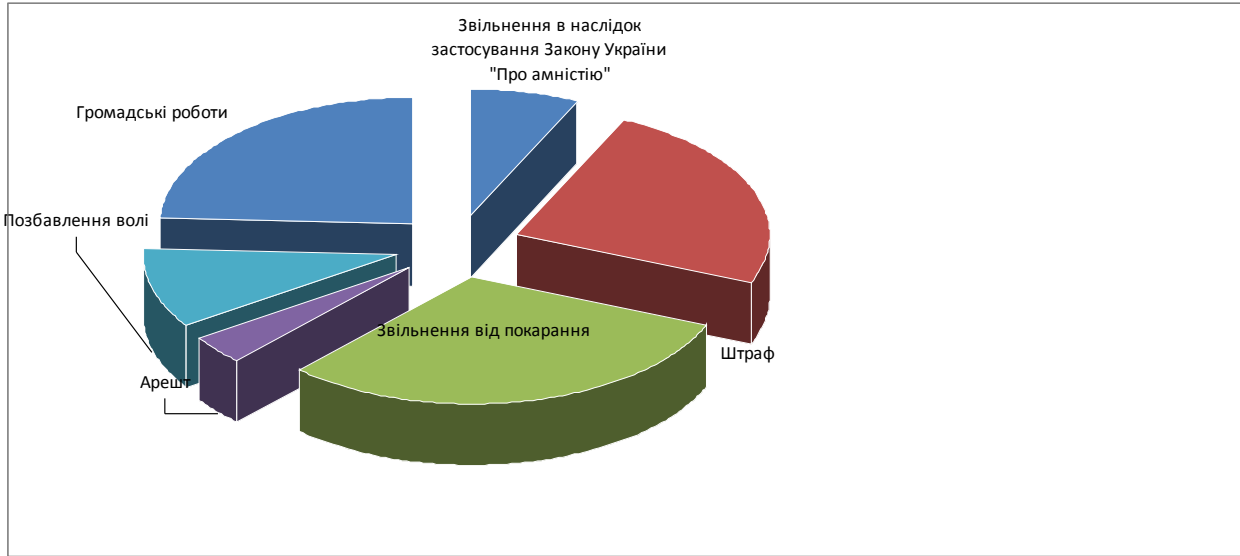
2 , 2018 ,



2017

:
• 7 ;
• 7 ;
• 3 ;
• 9 . . 9 ;
• 2 « »;
• 1 .

2018



Year	Amnesty	Fine	Release from punishment	Community work	Deprivation of liberty	Arrest
2018	480	351	129	477	25	21
2017	53	11	3	1	3	1
Total	791	791	791	791	791	791

20% (Amnesty share in 2018)

- 654 ;
- 36 ;
- 1 ;
- 39 ;
- 50 ,

- 7 ;
- 1 ;
- 1 ;
- 2 .

2017

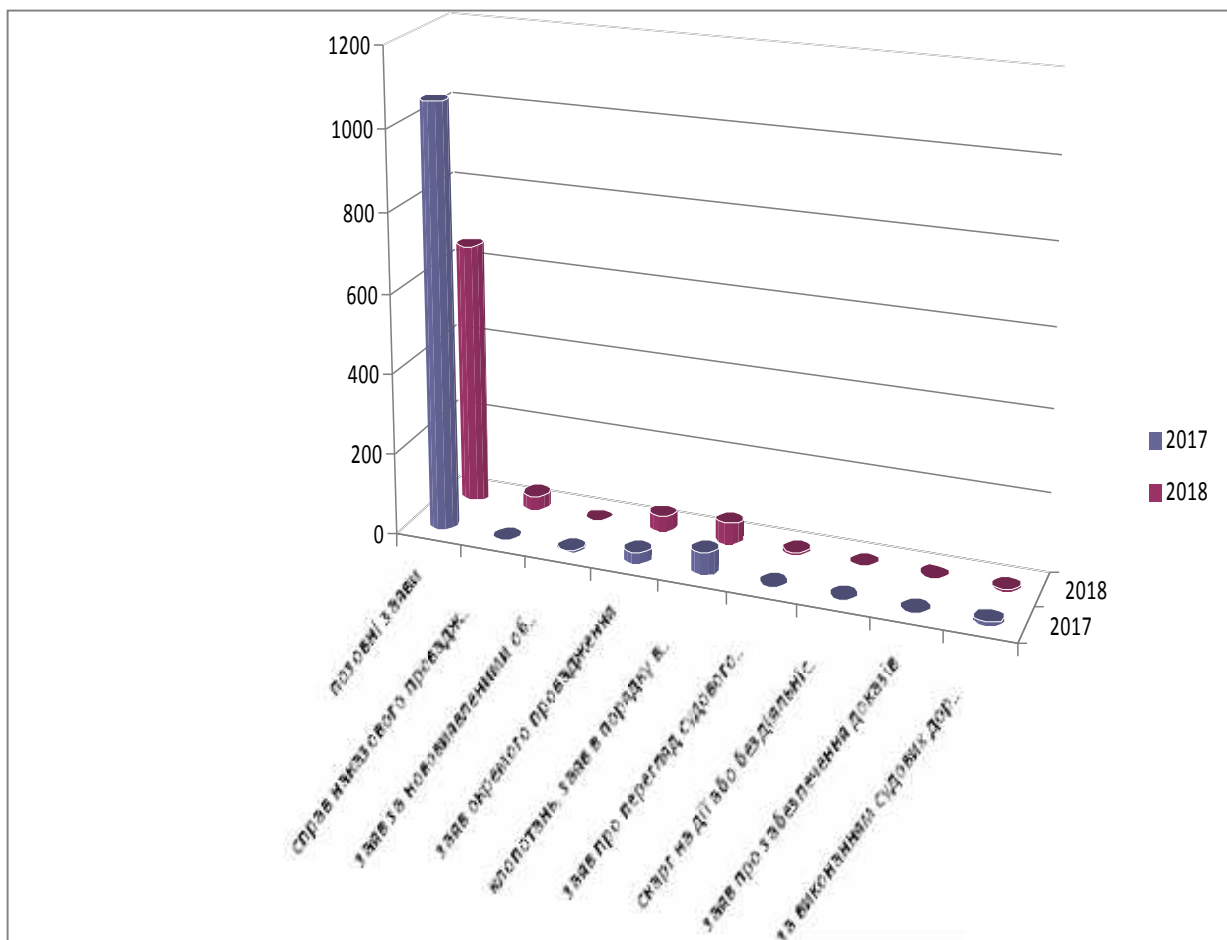
1162

- 1060 ;
- 1 ;
- 5 ;
- 27 ;
- 56 ,

- 3 ;
- 1 ;
- 8 .

4.

2017 2018



654

– 654

1 –

, 597
(), 12
, 3 –

, – 587
, 40 –

74

-76.

2018

50

-301,

-200,

2017 6 (56). 3 , 6 , 2 , 6
 33 . , 6 , 2 , 6
 2018 1 , 4 (5).
 2017 39 - 38 , 1
 2018 , 12 20
 , 15 3 , 1
 2018 2017 23 .
 1 .
 2018 436
 2018 , 414, 2017 154 - 254.
 14 ,
 2018 414
 .
 22
 , 6 . , .24-
 101 , , 307 ,
 :
 - 66;
 - 21;
 - 14.

2018

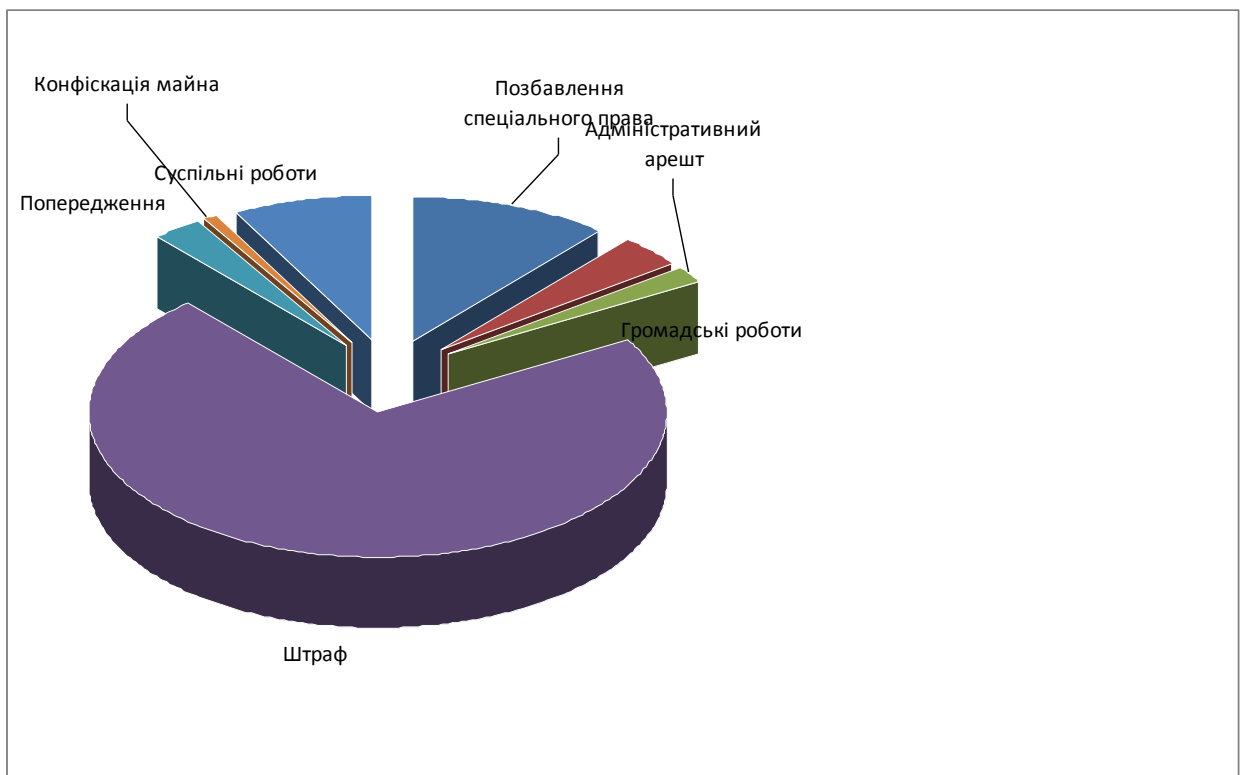
:

- 251 ;
- 12
- 7 ;
- 27;
- 39;
- 3;
- 10.

2018

5.

5



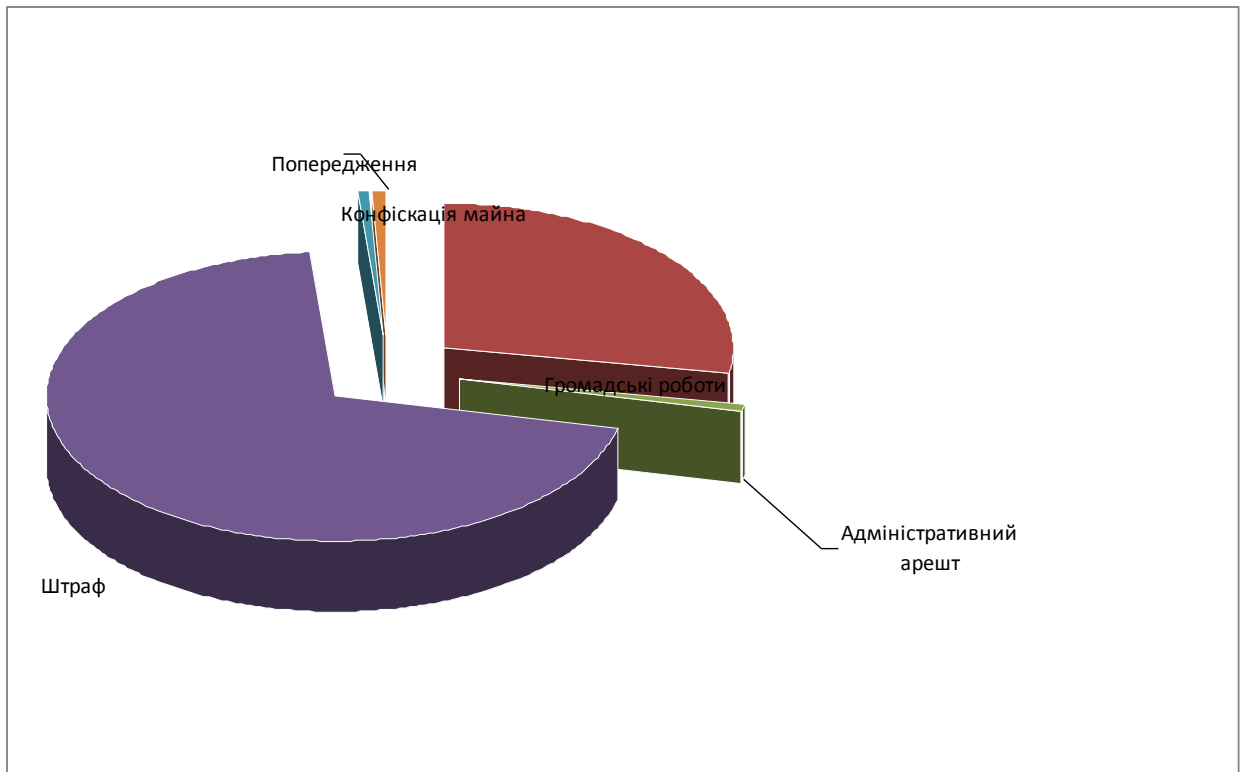
2018

:

- 98 ;
- 39
- 1 ;
- 1;
- 1.

2017

6



		2017	2018	2017	2018
1		19	21	1	0
2		80	97	6	1
3		8	1	0	0
4		14	22	0	0

,

,

,

,

.

• •

.

• •